

## Open-to-Structure (OS) Series Speakers

528-OS, 835-OS, 928-OS

### Contents of carton

- (1) pair fully assembled speakers
- (1) hardware package containing eyebolts for the speakers

### Before you begin

Please read and understand all of these installation instructions before beginning any work.

Note that construction work for the installation of any Posh product must be performed by a qualified, licensed installer and conform with all applicable building codes. A local building inspector should approve any overhead installations.

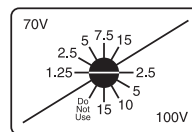
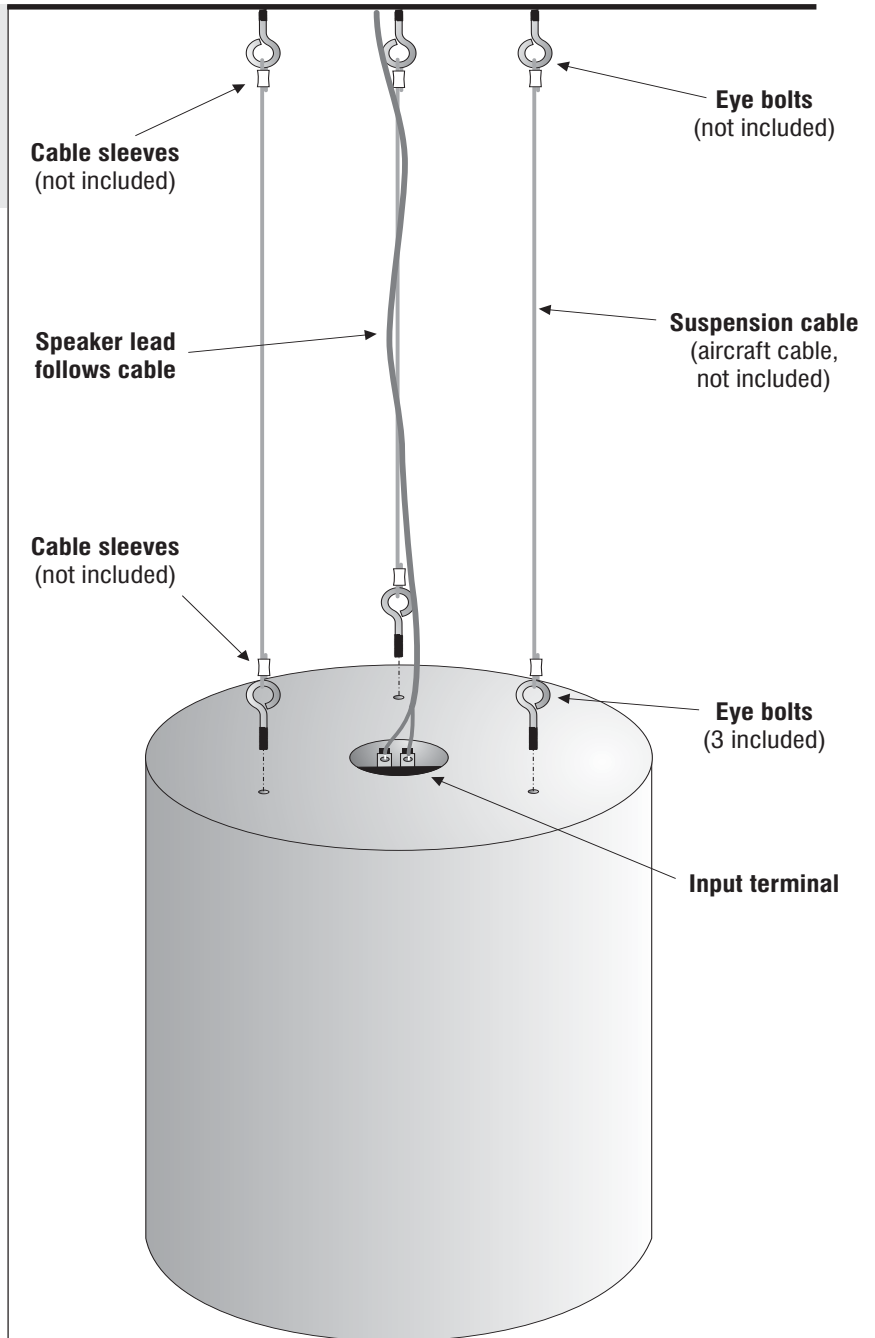
Due to the variety of construction materials and methods you may encounter, the appropriate hanger bolts, anchor hardware, suspension cable or chain cannot be supplied by Posh Speaker Systems.

NOTE: This is a down-firing speaker design.

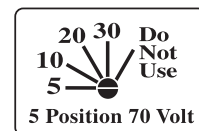
### Installation (new and existing construction)

1. Begin by selecting secure attachment points using the building's permanent structure to insure the seismic integrity of the installation.
2. Install appropriate hardware in the selected ceiling location.
3. Attach aircraft cable\* or chain securely to the ceiling hardware.
4. Install the supplied eyebolts on the speaker.
5. Attach the suspension cable to the speaker eyebolts.
6. If the speaker is 70/100 volt, select the desired wattage tap by turning the selector switch to the appropriate setting using a small standard screwdriver (see illustration).
7. Connect input leads to input terminal.

\* Stainless steel aircraft cable and copper cable sleeves are stocked by TekSupply (www.teksupply.com, 1-800-835-7877). Minimum recommendation is: CABLE—Part# AR3010, 1/16", 7x7. SLEEVE—Part# AS1180, 1/16". This cable carries a 480 ft/lb. breaking strength rating. Working load rating for this cable is 100 lbs.



Label shows switch settings for selecting wattage tap



## DISCLAIMER

Posh Speaker Systems, relies on the specification of the original manufacturer of the mounting components recommended in this installation guide. Posh Speaker Systems, accepts no liability for any defect or improper installation or use of these components.

Posh Speaker Systems, is in no way liable for any misinterpretations of the instructions herein, nor liable for any equipment or property damage and in no way shall the company be liable for loss of use for indirect, special or consequential damages, or for any charges of expenses of any nature without its prior written consent.

Posh Speaker Systems, recommends that a professional installer be hired to assemble and install this unit.

Posh Speaker Systems, assumes no obligation whatsoever for failure of an installer or building owner to comply with all applicable laws, ordinances, building codes or safety requirements, or for failure of an installer to install in accordance with these installation instructions.

Due to the diversity of operating conditions and applications for these components and assemblies and the possibilities of installation error, the buyer, after considering the operating conditions, is solely responsible for making the final selection of the components or assemblies, and assuring that the installation, performance, safety and warning requirements are met.

## LIMITED WARRANTY OS Series Speaker

**Warranty period.** 5 (five) years

**What is covered.** This Warranty covers defects in materials and workmanship only. This Limited Warranty does not extend to: (1) cosmetic damage; (2) damage caused by shipment; (3) damage caused by accident, abuse, misuse, or failure to install the OS Series Speaker in a manner as set forth in this Installation Guide; (4) failure resulting from use contrary to that set forth in this Installation Guide.

**What you must do to obtain warranty service**

In the event that your speakers require service, call Posh Speaker Systems toll-free at 800-841-8501, Monday through Friday 9am to 5pm Pacific Time, or fax us at 206-842-0494. You will receive instructions on how to return your speakers for warranty service. Initial shipping costs may not be paid by Posh Speaker Systems at our discretion. However, return shipping will be prepaid if repairs are covered by the scope of this Warranty. **Do not send speakers to Posh for repair unless you have first contacted us via telephone or fax.** Posh Speaker Systems shipping address: 7865 NE Day Road West, Building C, Bainbridge Island, WA 98110.

**Limitations of implied warranties.** All implied warranties for merchantability and fitness for a particular purpose are limited in duration to the warranty period unless otherwise provided by state law.

**Exclusion of certain damages.** In no event shall

Posh Speaker Systems, be liable for property or any other incidental or consequential damages which may result from the failure of this product. If your Posh speakers prove defective in material or workmanship, the liability of Posh shall be limited to the repair or replacement, at the option of Posh, of any defective part.

**State laws may differ.** Some states do not allow limitation on how long an implied warranty may last, and/or do not allow the exclusion or limitation of incidental or consequential damages, or do not allow certain limitations set forth in this warranty, so the above limitations may not apply. this warranty gives you specific legal rights, and you may have other rights which vary from state to state.

**Other important provisions.** Posh Speaker Systems, reserves the right to make changes in design and improvements in its products without the responsibility of installing such changes on products previously sold by Posh.

---

*The preceding warranty is exclusive to the United States, its territories and possessions. Please see your authorized Posh dealer or distributor for the correct warranty information in your area or locale.*